

**BALLOONIUM**



**AIR**  
**PRODUCTS** 

GENERATING A CLEANER FUTURE



# Balloonium<sup>®</sup> cylinders – making your life easier and safer.

## Safer

- Up to 50% lighter than traditional cylinders.
- Lower operating pressure due to built-in regulator.
- Built-in regulator, maintained by Air Products. No more inflator equipment servicing worries.

## Easier to use

- Lighter and more maneuverable than traditional cylinders.
- Built-in contents gauge always shows how much gas is left, even when not in use!
- Quick-fit inflators snap on to cylinder.

## Save time and money

- Spend less on equipment thanks to in-built regulator and low-cost inflators.
- Contains over 40% more gas compared to 200 bar equivalent cylinders. Fewer cylinders mean reduced delivery and handling costs.

**Go on, make the change to easier, safer balloon inflating!**

# Select the Balloonium® cylinder that's right for you:

Size	X30S	X20W	X10W
Contents	7,82 m <sup>3</sup>	5,21 m <sup>3</sup>	2,61 m <sup>3</sup>
Weight	49 kg	25 kg	12 kg
Height	1050 mm	870 mm	655 mm
Diameter	230 mm	203 mm	176 mm

Balloon type	Number filled per cylinder		
9" Latex	935	620	310
10" Latex	860	575	290
11" Latex	605	400	200
12" Latex	495	330	165
16" Latex	195	130	65
18" Foil	535	360	180

\* Note that inflation figures are approximate. Temperature, manufacture of balloon and inflation technique will affect the number of balloons inflated.








X10W cylinder pictured

Balloonium® cylinders are available from over 200 outlets in the UK and Ireland.

# Balloonium® equipment range.

Air Products has developed a range of quick-fit Conwin inflators and associated equipment for exclusive use with the revolutionary Balloonium® lightweight cylinder range.

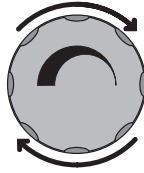
Make the change to easier, safer balloon inflating with easy-to-use quick-fit connectors and our lightest cylinders yet.

Equipment name	Equipment part no.	Description	
Universal Inflator -	301014	A flex tip inflator for latex balloons. Available in packs of two.	
Push Valve	301016	The Push Valve is tapered to easily fit all sizes of latex, valved latex and all sizes of foil balloons. Available in packs of two.	
Universal Plus	301012	The Universal Plus has a flex tip inflator for inflation of latex balloons and a separate auto-fill foil outlet that automatically cuts out when the foil balloon is inflated.	
10 foot extension hose	38614	A 10ft extension hose with hand-held trigger valve. Includes eight inch and two inch tips.	
Conwin Dual Sizer Conversion Kit	18075	A connection hose for use with the Conwin Dual Sizer/Duplicator. For use on models without separate second stage regulator.	

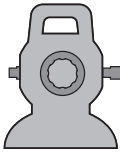
# Operating instructions

For your safety, wear eye protection

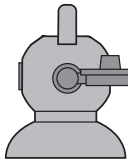
1. Make sure the valve is closed



2. Fit the inflator (it is a push fit connection)



For latex balloons



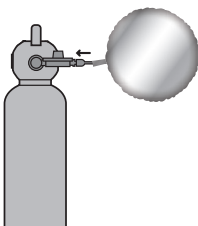
For foil balloons

3. Open the valve and place the balloon over the tip



For latex balloons:

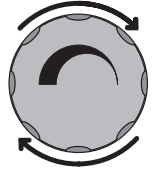
Tilt the inflator upwards to inflate the balloon. Inflate balloons until round (not pear-shaped)



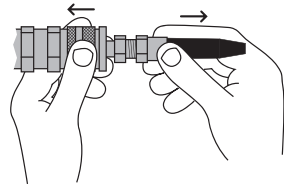
For foil balloons:

Push in the filling tip to inflate. The inflator will automatically cut off when the balloon is fully inflated

4. When you have finished inflating balloons, close the cylinder valve. Drain any residual gas in the inflator by tilting the latex inflator or pushing the foil inflator tip.



5. Remove the inflator by depressing the sleeve on the quick-fit connection, while holding the inflator securely.





## Balloons are fun! Make sure they remain so by following the safety points outlined below:

### Do:

- When transporting a cylinder by car ensure that the vehicle is well ventilated and the cylinder is well secured
- Ensure cylinders are stored in well ventilated areas, away from direct heat
- Always wear eye protection when using a cylinder. When inflating balloons always point the balloon and inflator away from you. Remember to close the cylinder valve after use
- Always use a proper trolley for moving large cylinders, even for a short distance
- Always fasten the cylinder to a secure support in an upright position when in use. Cylinders can cause serious injury if they fall over or roll onto you
- Keep cylinders away from children at all times. Responsible adults only should use cylinders and other equipment

### Don't:

- Do not deliberately inhale helium. Although not poisonous, this gas could result in **death** by asphyxiation or damage to your lungs. This warning is endorsed by the British Compressed Gases Association
- Never open the cylinder valve without fitting an inflator. Once the inflator is connected, open the valve slowly
- Never use equipment which may be damaged
- Under no circumstances attempt to repair any item of equipment.

For a copy of the Air Products helium safety data sheet select **Safety Data Sheet Selector Tool** on [airproducts.co.uk](http://airproducts.co.uk) or [airproducts.ie](http://airproducts.ie)